

# MOD. 4001 LONG ISLAND

4001 Executado com forras fixas



## Revestido

Pele, microfibra, tecido

## Estrutura

Estrutura em madeira maciça e derivados de madeira classe E1, revestida em espuma de poliuretano expandido

## Enchimento das costas

Em espuma de poliéster

## Enchimento dos assentos

Em espuma de poliuretano

## A suspensão das costas

é efectuada através de Cintas elásticas

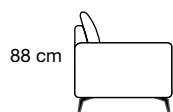
## A suspensão dos assentos

é efectuada através de Cintas elásticas

## Apoio: tela anti-poeira

## Informação adicional

- Almofada GT: encosto opcional elementos: PH - HD - HE - I1 - I3 - P0 - PZ
- Bandeja 47x97 cm AR: modelos 4002 elem. MU - NE - CE - CF - I4 - I5
- Bandeja 97x97 cm 2G: modelos 4002 elem. 0Q - OS - BI - BN
- HD - HE - PH - I1 - I3: 3 almofadas de encosto 50x50 incluídas
- PZ - P0: 2 almofadas de encosto 50x50 e uma 40x40 cm
- Os encostos a combinar com os bancos DG - DT são opcionais e deve ser encomendado usando o código QY
- Elementos sempre com acabamento lateral, mesmo que em pele



88 cm

102 cm



CA

110 cm



CB

70 cm



C3

90 cm



C4

90 cm



LT

90 cm



L3

110 cm



L2

110 cm



PZ

140x140 cm



P0

140x140 cm



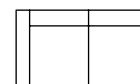
DA

180 cm



CL

140 cm



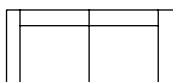
CN

160 cm



CM

160 cm



DC

220 cm



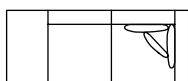
C1

200 cm



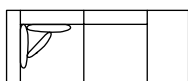
C2

200 cm



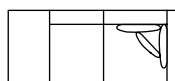
HE

255 cm



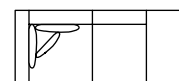
HD

255 cm



I1

232 cm

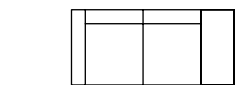


I3


232 cm

# MOD. 4001 LONG ISLAND

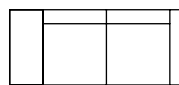
4001 Executado com forras fixas



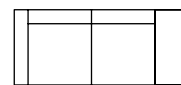
**I4** 210 cm



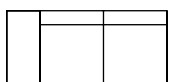
**I5** 210 cm



**MU** 250 cm



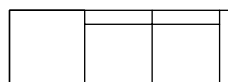
**NE** 250 cm



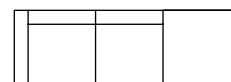
**CE** 230 cm



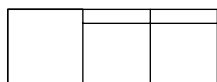
**CF** 230 cm



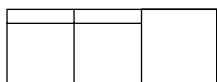
**OQ** 297 cm



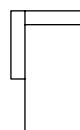
**OS** 297 cm



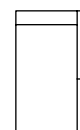
**BI** 277 cm



**BN** 277 cm




**OI** 160x110 cm




**II** 160x110 cm



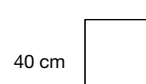
**PH** 102x102 cm



**DG** 230x110 cm



**DT** 180x110 cm



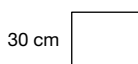
**BA** 97x97 cm



**AR** 47x97 cm



**2G** 97x97 cm



**QY** 80x30 cm



**GT** 60x70 cm



**PA** 50x50 cm

# MOD. 4002 LONG ISLAND

4002 Executado com forras fixas



## Revestido

Pele, microfibra, tecido

## Estrutura

Estrutura em madeira maciça e derivados de madeira classe E1, revestida em espuma de poliuretano expandido

## Enchimento das costas

Em espuma de poliéster

## Enchimento dos assentos

Em espuma de poliuretano

## A suspensão das costas

é efectuada através de Cintas elásticas

## A suspensão dos assentos

é efectuada através de Cintas elásticas

## Apoio: tela anti-poeira

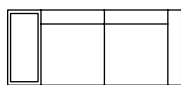
## Informação adicional

- Almofada GT: encosto opcional elementos: PH - HD - HE - I1 - I3 - P0 - PZ
- Bandeja 47x97 cm AR: modelos 4002 elem. MU - NE - CE - CF - I4 - I5
- Bandeja 97x97 cm 2G: modelos 4002 elem. 0Q - OS - BI - BN
- HD - HE - PH - I1 - I3: 3 almofadas de encosto 50x50 incluídas
- PZ - P0: 2 almofadas de encosto 50x50 e uma 40x40 cm
- Os encostos a combinar com os bancos DG - DT são opcionais e deve ser encomendado usando o código QY
- Elementos sempre com acabamento lateral, mesmo que em pele



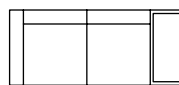
88 cm

102 cm



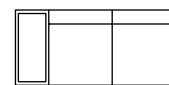
MU

250 cm



NE

250 cm



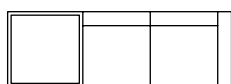
CE

230 cm



CF

230 cm



0Q

297 cm



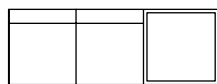
OS

297 cm



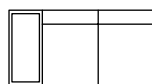
BI

277 cm



BN

277 cm



I4

210 cm



I5

210 cm



6 cm

AR

47x97 cm



6 cm

2G

97x97 cm