

MOD. 4001 LONG ISLAND

4001 Executado com forras fixas



Revestido

Pele, microfibra, tecido

Estrutura

Estrutura em madeira maciça e derivados de madeira classe E1, revestida em espuma de poliuretano expandido

Enchimento das costas

Em espuma de poliéster

Enchimento dos assentos

Em espuma de poliuretano

A suspensão das costas

é efectuada através de Cintas elásticas

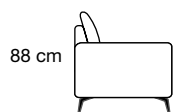
A suspensão dos assentos

é efectuada através de Cintas elásticas

Apoio: tela anti-poeira

Informação adicional

- Almofada GT: encosto opcional elementos: PH - HD - HE - I1 - I3 - P0 - PZ
- Bandeja 47x97 cm AR: modelos 4002 elem. MU - NE - CE - CF - I4 - I5
- Bandeja 97x97 cm 2G: modelos 4002 elem. 0Q - OS - BI - BN
- HD - HE - PH - I1 - I3: 3 almofadas de encosto 50x50 incluídas
- PZ - P0: 2 almofadas de encosto 50x50 e uma 40x40 cm
- Os encostos a combinar com os bancos DG - DT são opcionais e deve ser encomendado usando o código QY
- Elementos sempre com acabamento lateral, mesmo que em pele



88 cm

102 cm



CA

110 cm



CB

70 cm



C3

90 cm



C4

90 cm



LT

90 cm



L3

110 cm



L2

110 cm



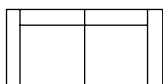
PZ

140x140 cm



P0

140x140 cm



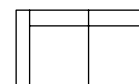
DA

180 cm



CL

140 cm



CN

160 cm



CM

160 cm



DC

220 cm



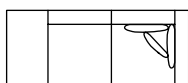
C1

200 cm



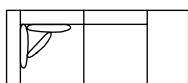
C2

200 cm



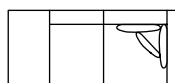
HE

255 cm



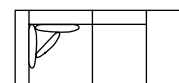
HD

255 cm



I3

232 cm

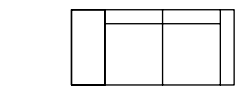


I1

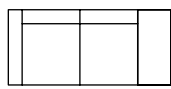
232 cm

MOD. 4001 LONG ISLAND

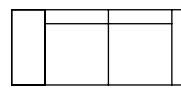
4001 Executado com forras fixas



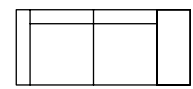
I4 210 cm



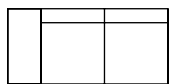
I5 210 cm



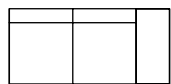
MU 250 cm



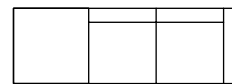
NE 250 cm



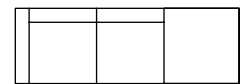
CE 230 cm



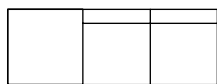
CF 230 cm



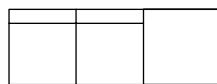
OQ 297 cm



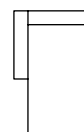
OS 297 cm



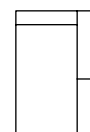
BI 277 cm



BN 277 cm



OI 160x110 cm




II 160x110 cm



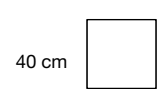
PH 102x102 cm



43 cm
DG 230x110 cm



43 cm
DT 180x110 cm



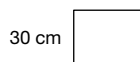
40 cm
BA 97x97 cm



6 cm
AR 47x97 cm



6 cm
2G 97x97 cm



30 cm
QY 80x30 cm



GT 60x70 cm



PA 50x50 cm

MOD. 4002 LONG ISLAND

4002 Executado com forras fixas



Revestido

Pele, microfibra, tecido

Estrutura

Estrutura em madeira maciça e derivados de madeira classe E1, revestida em espuma de poliuretano expandido

Enchimento das costas

Em espuma de poliéster

Enchimento dos assentos

Em espuma de poliuretano

A suspensão das costas

é efectuada através de Cintas elásticas

A suspensão dos assentos

é efectuada através de Cintas elásticas

Apoio: tela anti-poeira

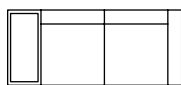
Informação adicional

- Almofada GT: encosto opcional elementos: PH - HD - HE - I1 - I3 - P0 - PZ
- Bandeja 47x97 cm AR: modelos 4002 elem. MU - NE - CE - CF - I4 - I5
- Bandeja 97x97 cm 2G: modelos 4002 elem. 0Q - OS - BI - BN
- HD - HE - PH - I1 - I3: 3 almofadas de encosto 50x50 incluídas
- PZ - P0: 2 almofadas de encosto 50x50 e uma 40x40 cm
- Os encostos a combinar com os bancos DG - DT são opcionais e deve ser encomendado usando o código QY
- Elementos sempre com acabamento lateral, mesmo que em pele



88 cm

102 cm



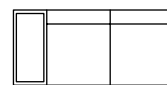
MU

250 cm



NE

250 cm



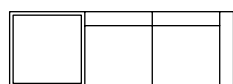
CE

230 cm



CF

230 cm



OQ

297 cm



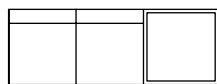
OS

297 cm



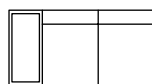
BI

277 cm



BN

277 cm



I4

210 cm



I5

210 cm



6 cm

AR

47x97 cm



6 cm

2G

97x97 cm