

MOD. 358E NABUCCO

Revestido

Pele, microfibra, tecido
Executado com forras fixas

Estrutura

Estrutura em madeira maciça e derivados de madeira classe E1, revestida em espuma de poliuretano expandido

Enchimento das costas

Em espuma de poliuretano

Enchimento dos assentos

Em espuma de poliuretano

A suspensão das costas

é efectuada através de
Cintas elásticas

A suspensão dos assentos

é efectuada através de
muelas Nosag

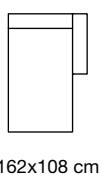
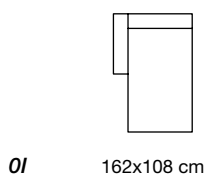
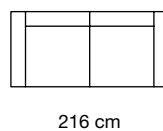
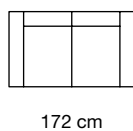
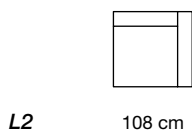
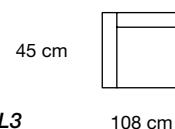
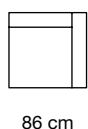
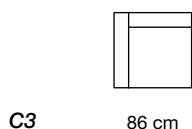
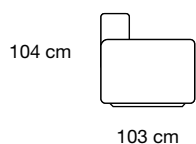
Apoio: tela anti-poeira

Informação adicional

Modelo com relax eléctrico com duplo motor



ELEMENTOS FIXOS



MOD. 358E NABUCCO

Revestido

Pele, microfibra, tecido
Executado com forras fixas

Estrutura

Estrutura em madeira maciça e derivados de madeira classe E1, revestida em espuma de poliuretano expandido

Enchimento das costas

Em espuma de poliuretano

Enchimento dos assentos

Em espuma de poliuretano

A suspensão das costas

é efectuada através de
Cintas elásticas

A suspensão dos assentos

é efectuada através de
muelas Nosag

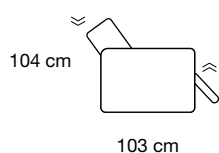
Apoio: tela anti-poeira

Informação adicional

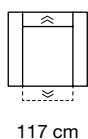
Modelo com relax eléctrico com duplo motor



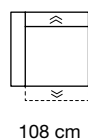
ELEMENTOS COM RELAX ELÉCTRICO COM DUPLO MOTOR



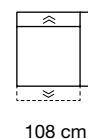
T1



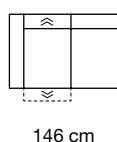
WY



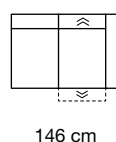
WI



HV



HT



DM

