

# MOD. 359E ACCORDO

## Revestido

Pele, microfibra, tecido  
Executado com forras fixas

## Estrutura

Estrutura em madeira maciça e derivados de madeira classe E1, revestida em espuma de poliuretano expandido

## Enchimento das costas

Em espuma de poliéster

## Enchimento dos assentos

Em espuma de poliuretano

## A suspensão das costas

é efectuada através de  
Cintas elásticas

## A suspensão dos assentos

é efectuada através de  
Cintas elásticas

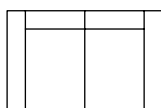
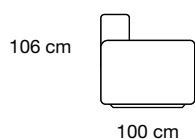
**Apoio:** tela anti-poeira

## Informação adicional

Modelo com relax eléctrico com duplo motor

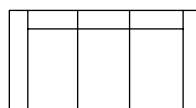


### ELEMENTOS FIXOS



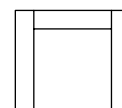
DA

157 cm



DC

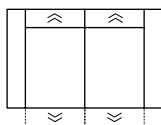
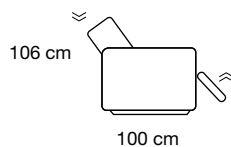
213 cm



CA

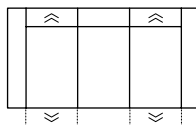
100 cm

### ELEMENTOS COM RELAX ELÉCTRICO DUPLO MOTOR



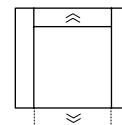
DM

157 cm



DN

213 cm



T1

100 cm