

MOD. 981E OTHELLO



Revestido

Pele, microfibra, tecido
Executado com forras fixas

Estrutura

Estrutura em madeira maciça e derivados de madeira classe E1, revestida em espuma de poliuretano expandido

Enchimento das costas

Em espuma de poliuretano

Enchimento dos assentos

Em espuma de poliuretano

A suspensão das costas

É efectuada através de
Cintas elásticas

A suspensão dos assentos

É efectuada através de
Cintas elásticas

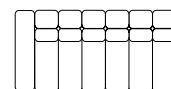
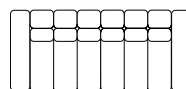
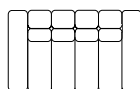
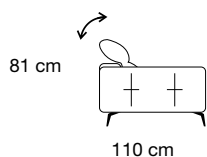
Apoio

Tela anti-poeira

Informação adicional:

Encostos de cabeça reclináveis
Modelo com relax eléctrico com duplo motor

ELEMENTOS FIXOS



DA

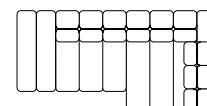
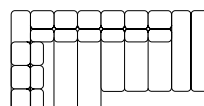
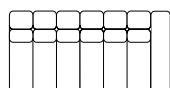
175 cm

DC

216 cm

C1

188 cm



C2

188 cm

LT

80 cm

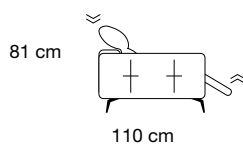
HD

250x125 cm

HE

250x125 cm

ELEMENTOS COM RELAX ELÉCTRICO COM DUPLO MOTOR



WY

108 cm

WI

108 cm

3X

80 cm